

# SUBJECT EXAMINATION PROGRAM

## PSYCHIATRY EXAMINATION

### EXAMINEE PERFORMANCE REPORT



ID: 000000000

Name: Student A

000000 - Generic Medical School

Total Equated Percent Correct Score: 86

Test Date: Month Day, Year

#### Interpreting Your Content Area Results:

- **Your equated percent correct (EPC) scores** indicate the percentage of the content that you have mastered. EPC scores are statistically adjusted to account for slight variations in exam form difficulty and may be slightly lower or higher than the actual percentage of questions you answered correctly on this specific exam form.
- **Your total EPC score is the best available estimate of your performance on this exam**, but all scores have some amount of imprecision. If you tested again without learning or forgetting anything, your total EPC score would fall within 4 points of your current score two-thirds of the time.
- **The comparison group average EPC score** for this exam represents the performance of first-time takers from LCME-accredited medical schools who tested with standard timing, between mm/dd/yyyy and mm/dd/yyyy, at the end of a clerkship. For recent administrations, the total EPC score mean and standard deviation for this group were 84 and 6, respectively.
- **The green boxes** indicate whether your performance was statistically lower, about the same, or statistically higher than the performance of the comparison group after taking into account the precision of each content area score. Content area EPC scores are less precise than total test EPC scores, so small differences in content area scores should not be overinterpreted.
- **You may use this report to identify areas of strength and weakness.** Keep in mind that some content areas are more difficult than others, and some comprise larger portions of the exam. The percentage of questions for each area may not add up to 100%.

	Your EPC Score	Comparison Group Average EPC Score	Score Comparison:			% of Questions
			Lower	Same	Higher	
<b>Performance by Organ System/Topic</b>						
Psychotic Disorders	97	83				10 - 15%
Anxiety Disorders	84	85				10 - 15%
Mood Disorders	96	85				15 - 20%
Substance Use Disorders	95	83				10 - 15%
Diseases of the Nervous System	52	75				10 - 15%
<b>Performance by Physician Task</b>						
Diagnosis, including Foundational Science Concepts	82	83				60 - 65%
Pharmacotherapy, Intervention & Management	86	82				25 - 30%

# SUBJECT EXAMINATION PROGRAM

## PSYCHIATRY EXAMINATION

### EXAMINEE PERFORMANCE REPORT






ID: 000000000

Name: Student A

000000 - Generic Medical School

Total Equated Percent Correct Score: 86

Test Date: Month Day, Year

	Your EPC Score	Comparison Group Average EPC Score	Score Comparison:			% of Questions
			Lower	Same	Higher	
<b>Performance by Site of Care</b>						
Ambulatory	84	83				60 - 65%
Emergency Department	82	82				25 - 30%
<b>Performance by Patient Group</b>						
Child (2-12)	97	81				10 - 15%