

SUBJECT EXAMINATION PROGRAM

EMERGENCY MEDICINE ADVANCED CLINICAL EXAMINATION

EXAMINEE PERFORMANCE REPORT



ID: 000000000

Name: Student A

000000 - Generic Medical School

Total Equated Percent Correct Score: **80**

Test Date: Month Day, Year

Interpreting Your Content Area Results:

- **Your equated percent correct (EPC) scores** indicate the percentage of the content that you have mastered. EPC scores are statistically adjusted to account for slight variations in exam form difficulty and may be slightly lower or higher than the actual percentage of questions you answered correctly on this specific exam form.
- **Your total EPC score is the best available estimate of your performance on this exam**, but all scores have some amount of imprecision. If you tested again without learning or forgetting anything, your total EPC score would fall within 5 points of your current score two-thirds of the time.
- **The comparison group average EPC score** for this exam represents the performance of first-time takers from LCME-accredited medical schools who tested with standard timing, between mm/dd/yyyy and mm/dd/yyyy, at the end of a clerkship. For recent administrations, the total EPC score mean and standard deviation for this group were 78 and 7, respectively.
- **The green boxes** indicate whether your performance was statistically lower, about the same, or statistically higher than the performance of the comparison group after taking into account the precision of each content area score. Content area EPC scores are less precise than total test EPC scores, so small differences in content area scores should not be overinterpreted.
- **You may use this report to identify areas of strength and weakness.** Keep in mind that some content areas are more difficult than others, and some comprise larger portions of the exam. The percentage of questions for each area may not add up to 100%.

Performance by Organ System/Topic	Comparison Group			% of Questions
	Your EPC Score	Average EPC Score	Score Comparison: Lower Same Higher	
Traumatic Disorders	80	76		13 - 15%
Environmental & Toxicologic Disorders	77	78		11 - 17%
Behavioral Health and Nervous System & Special Senses	93	77		14%
Cardiovascular System	64	75		15%
Respiratory System	80	79		13%
Gastrointestinal System	81	77		12%
Pregnancy, Fem Repro & Breast, Renal/Urinary, Endo, Male Repro	86	79		16%
Skin & Subcutaneous Tissue and Musculoskeletal System	58	71		10%
Multisystem Processes & Disorders with approach to Signs & Symptoms	83	77		12 - 13%

SUBJECT EXAMINATION PROGRAM

EMERGENCY MEDICINE ADVANCED CLINICAL EXAMINATION






EXAMINEE PERFORMANCE REPORT



ID: 000000000
Name: Student A
000000 - Generic Medical School

Total Equated Percent Correct Score: 80

Test Date: Month Day, Year

	Your EPC Score	Comparison Group Average EPC Score	Score Comparison:			% of Questions
			Lower	Same	Higher	
Performance by Physician Task						
Diagnosis, Including Foundational Science Concepts	89	81			35%	
Health Maintenance, Pharmacotherapy, Intervention, & Management	73	75			63%	
Performance by Patient Group						
Pediatric (0 - 17)	97	78			12 - 13%	
Adult (18 - 65)	75	77			66 - 68%	
Older Adult (66 and older)	81	77			19 - 22%	